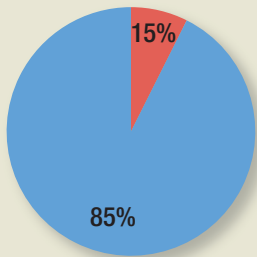
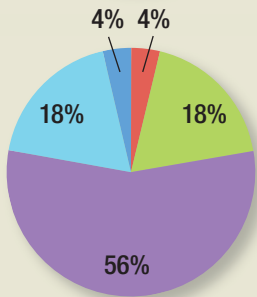


Transitional Living Center – Residential Client Demographics 2023*



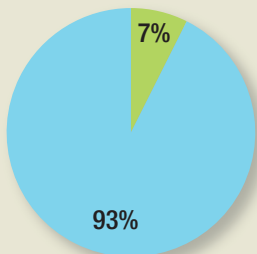
Gender

- Female (4)
- Male (23)



Ethnicity

- African American (1)
- Asian/Pacific Islander (1)
- Caucasian (5)
- Hispanic (15)
- Other/unknown (5)



Diagnostic Categories

- Traumatic Brain Injury (25)
- Spinal Cord Injury (2)
- Stroke (0)
- Acquired Brain Injury (0)
- Other (0)

Gender Breakdown by Diagnosis

Gender	TBI	SCI	Stroke	ABI	Other
Male	21	2	0	0	0
Female	4	0	0	0	0

Age Breakdown by Diagnosis

Age 18-40: 29% • Age 41-65: 59% • Age 66-85: 12%

Age	TBI	SCI	Stroke	ABI	Other
18-40	7	1	0	0	0
41-65	13	0	0	0	0
66-85	5	1	0	0	0

Discharge Location by Diagnosis**

Discharge Location	TBI	SCI	Stroke	ABI	Other
Home	8	0	0	0	0
Long Term Residential	4	0	0	0	0
Acute Hospital	0	0	0	0	0
Skilled Nursing	0	0	0	0	0
Other	0	0	0	0	0

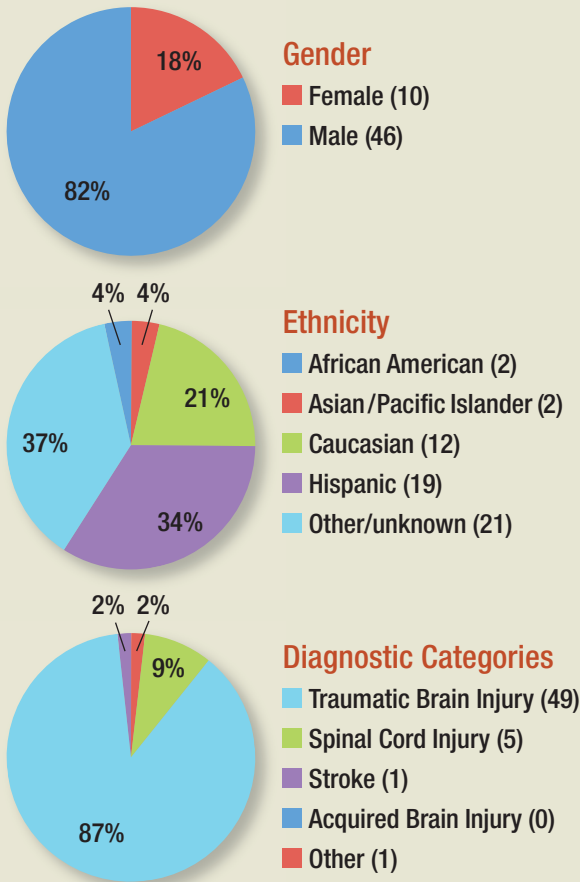
**Based on 2023 discharges

*Based on 2023 admissions



255 East Bonita Avenue
 Pomona, CA 91767
 909/596-7733, ext. 4100
 800/926-5462, ext. 4100
www.casacolina.org

Transitional Living Center – Day Treatment Client Demographics 2023*



Gender Breakdown by Diagnosis

Gender	TBI	SCI	Stroke	ABI	Other
Male	39	5	1	0	1
Female	10	0	0	0	0

*Based on 2023 admissions

Age Breakdown by Diagnosis

Age 18-40: 23% • Age 41-65: 73% • Age 66-85: 4%

Age	TBI	SCI	Stroke	ABI	Other
18-40	17	4	0	0	0
41-65	32	1	1	0	1
66-85	0	0	0	0	0

*Based on 2023 admissions



255 East Bonita Avenue
Pomona, CA 91767
909/596-7733, ext. 4100
800/926-5462, ext. 4100
www.casacolina.org